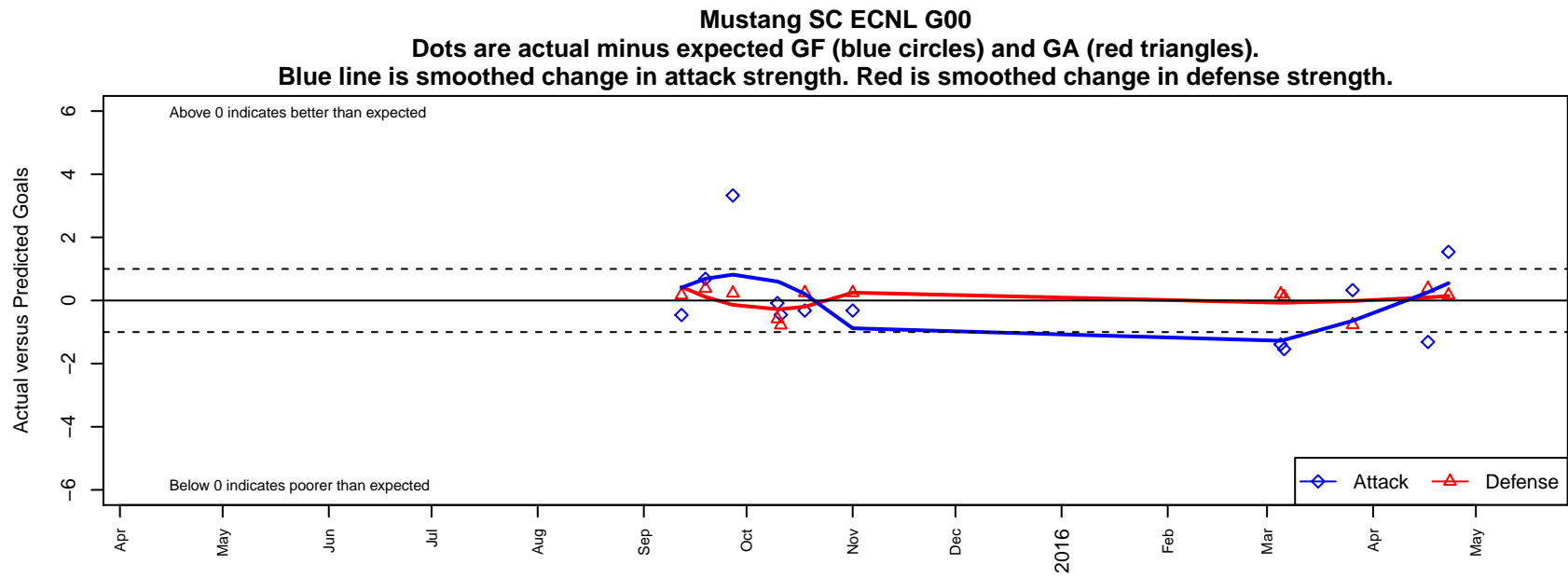


Mustang SC ECNL G00

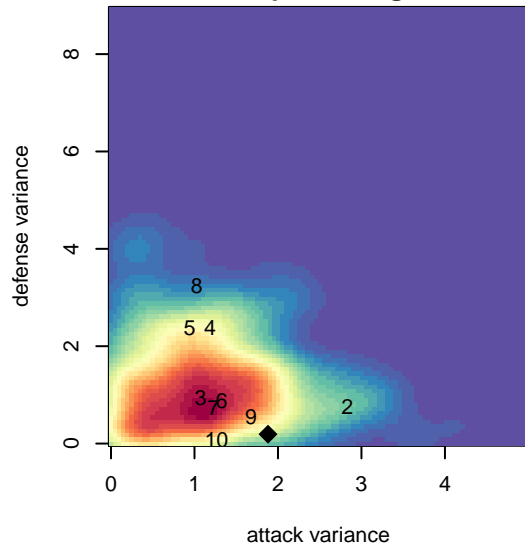
, CAN
G00 total strength=2141
attack=53.5 defense=203.54
fall league = ECNL U15

alt names used:
Mustang SC ECNL U15

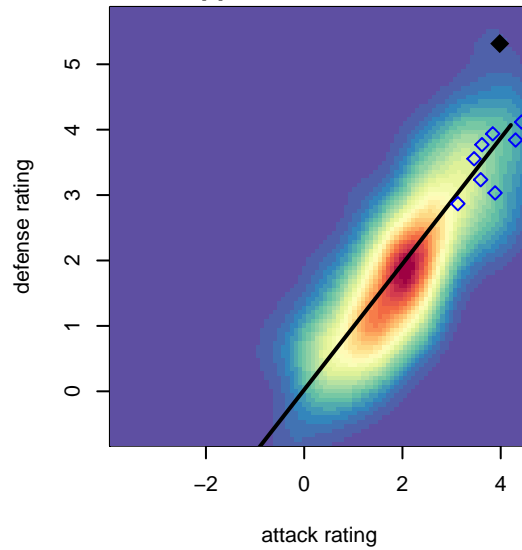
Venues played:
2015 ECNL U15



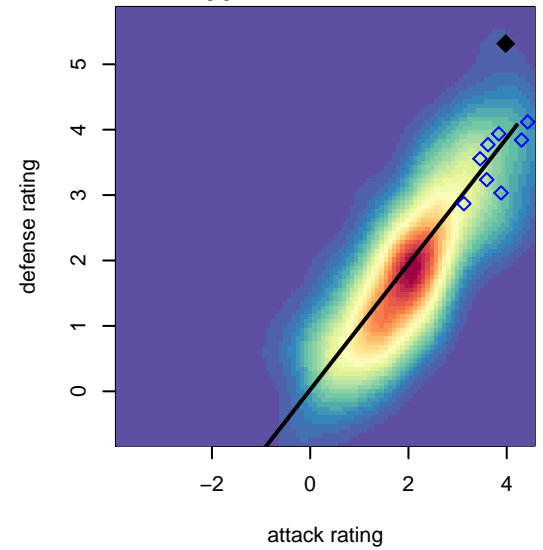
**attack and defense variance (black dot)
relative to other teams
and top 10 in region**



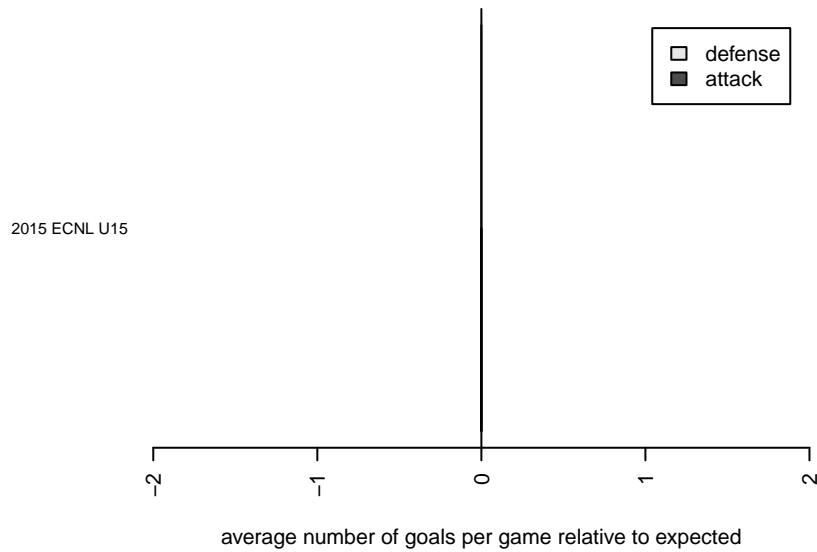
**attack and defense rating
relative to others at age
and all opponents in last 13 months**



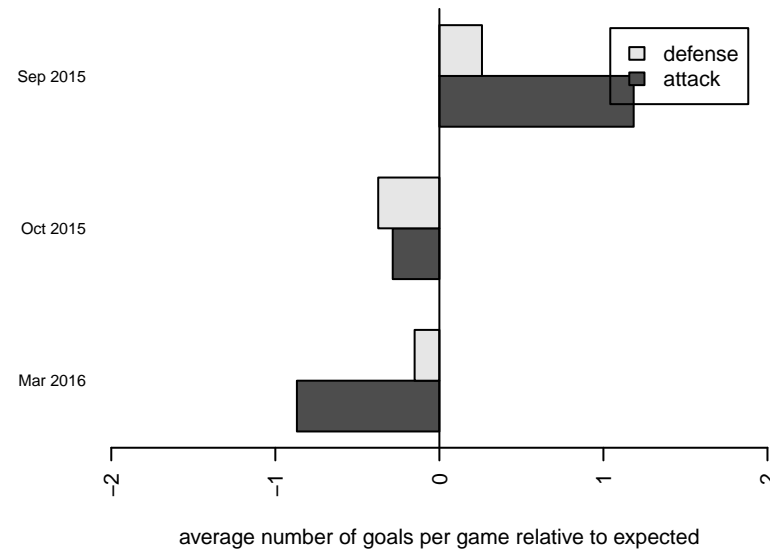
**attack and defense rating
relative to others at age
and all opponents in last 13 months**



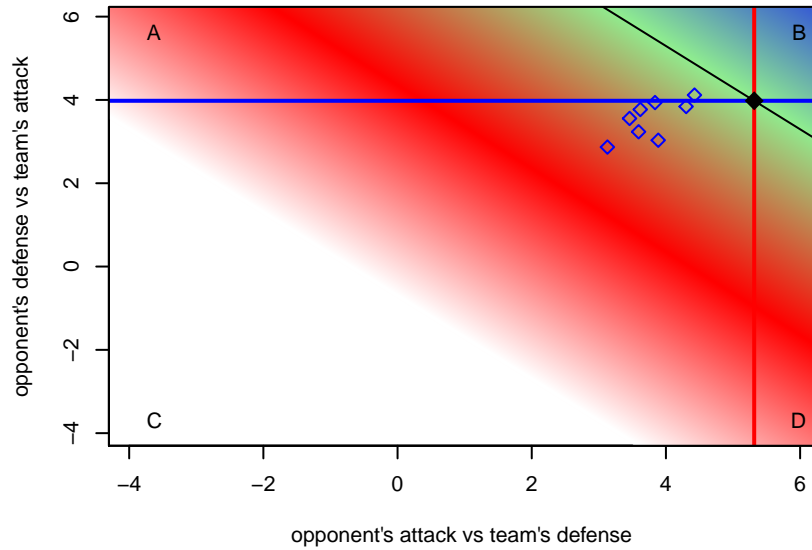
Performance relative to 13 month average



Performance relative to 13 month average



Distribution of opponents
Red = Lose zone, Blue = Win zone, Green = Even
Black line separates win/lose zones



lot. A=Neither has attack advantage, B=Opponent has both attack and defense advantage, C=Opponent has both attack and defense disadvantage, D=Both have

date	home		away		venue	pred.home	pred.away
2016-04-23	Mustang SC ECNL G00	3	Pleasanton Rage ECNL G00	0	2015 ECNL U15	1.46	0.17
2016-04-17	San Juan SC ECNL G00	0	Mustang SC ECNL G00	0	2015 ECNL U15	0.38	1.31
2016-03-26	Mustang SC ECNL G00	3	MVLA ECNL G00	1	2015 ECNL U15	2.67	0.23
2016-03-06	Crossfire OR United ECNL G00	0	Mustang SC ECNL G00	2	2015 ECNL U15	0.12	3.54
2016-03-05	FC Portland ECNL G00	0	Mustang SC ECNL G00	1	2015 ECNL U15	0.20	2.39
2015-11-01	Mustang SC ECNL G00	1	De Anza Force ECNL G00	0	2015 ECNL U15	1.32	0.24
2015-10-18	De Anza Force ECNL G00	0	Mustang SC ECNL G00	1	2015 ECNL U15	0.24	1.32
2015-10-11	Mustang SC ECNL G00	1	Colorado Storm ECNL G00	1	2015 ECNL U15	1.45	0.22
2015-10-10	Mustang SC ECNL G00	1	Colorado Rush ECNL G00	1	2015 ECNL U15	1.08	0.42
2015-09-27	MVLA ECNL G00	0	Mustang SC ECNL G00	6	2015 ECNL U15	0.23	2.67
2015-09-19	Mustang SC ECNL G00	2	San Juan SC ECNL G00	0	2015 ECNL U15	1.31	0.38
2015-09-12	Pleasanton Rage ECNL G00	0	Mustang SC ECNL G00	1	2015 ECNL U15	0.17	1.46